

The products

FIELDS – Financial Education

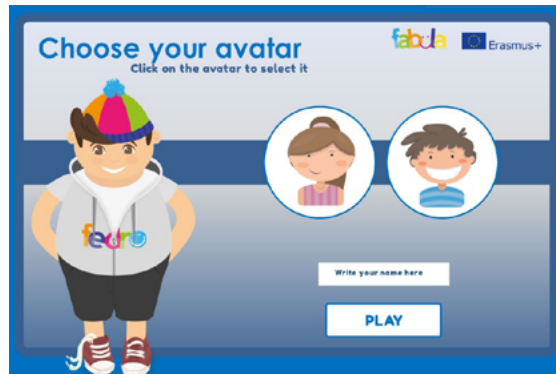


This project has been funded with support from the European Commission. This publication [communication] reflects the views only of the author, and the Commission cannot be held responsible for any use which may be made of the information contained therein.

The OER

The “**FIELDS – Financial Education**” OER, available in all partnership languages, aim to reinforce the financial issues as regards the following topics:

- Cash point card
- Contactless
- Prepaid card
- Online banking
- Phone banking
- Bank transfers
- Credit card
- Money
- Cheques
- Savings
- Investments
- Bank



After having clicked on “ENTER” , the child can choose his/her Avatar (male or female) and type his/her name.



The OER

Each of these products/services was presented using the techniques of storytelling by cartoon, with the conception, design and realization of typical sitcom with animated characters and environments that contextualize in scenes of everyday life the use of selected products/services.



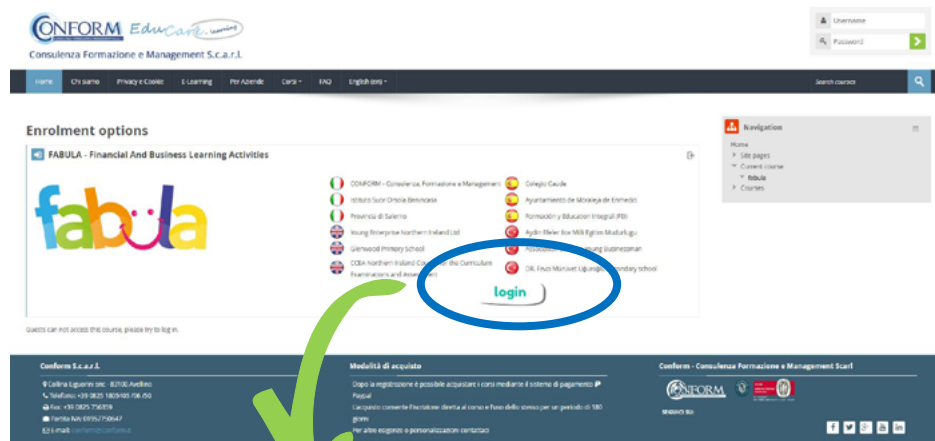
Once the child has selected the topic of interest, he/she can see a short 2D animation that aims to provide the basic concepts, then further investigated in the pdf document that can be downloaded at the end of the animation and read with his/her teacher in the classroom or at home with his/her parents.



How to access

The “**FIELDS – Financial Education**” OER is accessible at the following address:
<http://fabula.conform.it/fedro/financial-education/>.

The OER is free, in order to download the pdf materials at the end of each animation, you need to have access credentials to the educare.conform.it platform, by logging in as shown as follows:



How to access

To choose the navigation language, all you need to do is select it from the menu bar.

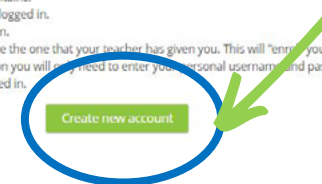


If you do not have access credentials, you need to register, by clicking on «create an account» on the homepage of the platform.

Is this your first time here?

Hi! For full access to courses you'll need to take a minute to create a new account for yourself on this web site. Each of the individual courses may also have a one-time "enrolment key", which you won't need until later. Here are the steps:

1. Fill out the New Account form with your details.
2. An email will be immediately sent to your email address.
3. Read your email, and click on the web link it contains.
4. Your account will be confirmed and you will be logged in.
5. Now, select the course you want to participate in.
6. If you are prompted for an "enrolment key" - use the one that your teacher has given you. This will "enroll" you in the course.
7. You can now access the full course. From now on you will only need to enter your personal username and password (in the form on this page) to log in and access any course you have enrolled in.



After you have clicked on «create an account» you need to follow the registration procedure, available in all partnership languages.

You will now be able to download pdf materials of **FIELDS – Financial Education**.

